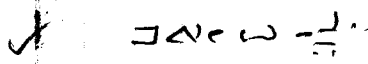


Introductory sub-table (I)(a)

| | | | |
|--|--------------------------------------|--|---|
| Name of the Company:- | | KAUSAMBI VANIJYA LIMITED | |
| Scrip Code, Name of the scrip, class of security: | | EQUITY SHARES | |
| Quarter ended: | | 31ST MARCH,2011 | |
| Partly paid-up shares:- | | | |
| | No. of partly paid-up shares | As a % of total no. of partly paid-up shares | As a % of total no. of shares of the company |
| Held by promoter/promoter group | - | - | - |
| Held by public | - | - | - |
| Total - D | - | - | - |
| Outstanding convertible securities:- | | | |
| | No. of outstanding securities | As a % of total no. of outstanding convertible securities | As a % of total no. of shares of the company, assuming full conversion of the convertible securities |
| Held by promoter/promoter group | - | - | - |
| Held by public | - | - | - |
| Total - E | - | - | - |
| Warrants:- | | | |
| | No. of warrants | As a % of total no. of warrants | As a % of total no. of shares of the company, assuming full conversion of warrants |
| Held by promoter/promoter group | - | - | - |
| Held by public | - | - | - |
| Total - F | - | - | - |
| Total paid-up capital of the company, assuming full conversion of warrants and convertible securities (Grand Total (A+B+C)+ D+E+F) | | 2,400,000 | 100 |

✓ KAUSAMBI VANIJYA LTD.

Director / Authorised Signatory

| Statement Showing Shareholding Pattern | | | | | | | | |
|--|---|-----------------------------------|------------------------|---|-----------------------------|--------------------|-----------------------------|--------|
| Name of the Company : | | KAUSAMBI VANIJYA LIMITED | | | | | | |
| Scrip Code : | | Quarter Ended : 31st , March,2011 | | | | | | |
| Category code | Category of Shareholder | Number of Share holders | Total number of shares | Number of shares held in demateri alized form | Total shareholding as a | | Shares Pledged or otherwise | |
| | | | | | As a % of(A+B) ¹ | As a % of (A+B+ C) | Number of shares | As a % |
| I(A) | Shareholding of Promoter & Promoter Group² | | | | | | | |
| 1 | Indian | 7 | 24,810 | - | 10.34 | | - | - |
| (a) | Individuals/ Hindu Undivided Family | 7 | - | - | 10.34 | | - | - |
| (b) | Central Government/ State Government(s) | - | - | - | - | | - | - |
| (c) | Bodies Corporate | - | 24,810 | - | - | | - | - |
| (d) | Financial Institutions/ Banks | - | - | - | - | | - | - |
| (e) | Any Others(Specify) | - | - | - | - | | - | - |
| | Sub Total(A)(1) | 7 | 24,810 | - | 10.34 | | - | - |
| 2 | Foreign | | | | | | | |
| a | Individuals (Non-Residents Individuals/ Foreign Individuals) | - | - | - | - | | - | - |
| b | Bodies Corporate | - | - | - | - | | - | - |
| c | Institutions | - | - | - | - | | - | - |
| d | Any Others(Specify) | - | - | - | - | | - | - |
| | Sub Total(A)(2) | - | - | - | - | | - | - |
| | Total Shareholding of Promoter and Promoter Group (A)= (A)(1)+(A)(2) | 7 | 24,810 | - | 10.34 | | - | - |
| KAUSAMBI VANIJYA LTD.  Director /Authorised Signatory | | | | | | | | |

| | | | | | | | | |
|------------|---|-----------|----------------|----------|--------------|--------------|----------|----------|
| (B) | Public shareholding | | | | | | | |
| 1 | Institutions | | | | | | | |
| (a) | Mutual Funds/ UTI | - | - | - | - | - | - | - |
| (b) | Financial Institutions / Banks | - | - | - | - | - | - | - |
| (c) | Central Government/ State Government(s) | - | - | - | - | - | - | - |
| (d) | Venture Capital Funds | - | - | - | - | - | - | - |
| (e) | Insurance Companies | - | - | - | - | - | - | - |
| (f) | Foreign Institutional Investors | - | - | - | - | - | - | - |
| (g) | Foreign Venture Capital Investors | - | - | - | - | - | - | - |
| (h) | Any Other (specify) | - | - | - | - | - | - | - |
| | Sub-Total (B)(1) | -- | -- | -- | -- | -- | -- | -- |
| B 2 | Non-institutions | | | | | | | |
| (a) | Bodies Corporate | - | - | - | - | - | - | - |
| (b) | Individuals | | | | | | | |
| I | Individuals -i. Individual share-holders holding nominal share capital up to Rs 1 lakh | 34 | 215,190 | - | 89.66 | 89.66 | - | - |
| II | ii. Individual shareholders holding nominal share capital in excess of Rs. 1 lakh. | - | - | - | - | - | - | - |
| (c) | Any Other (specify) | - | - | - | - | - | - | - |
| | Sub-Total (B)(2) | 34 | 215,190 | - | 89.66 | 89.66 | - | - |
| (B) | Total Public Shareholding (B)= (B)(1)+(B)(2) | 34 | 215,190 | - | 89.66 | 89.66 | - | - |
| | TOTAL (A)+(B) | 41 | 240,000 | - | 100 | 100 | - | - |
| (C) | Shares held by Custodians and against which Depository Receipts have been issued | - | - | - | - | - | - | - |
| | GRAND TOTAL (A)+(B)+(C) | 41 | 240,000 | - | 100 | 100 | - | - |

KAUSAMBI VANIJYA LTD.

Director / Authorised Signatory

(I)(b) Statement showing Shareholding of persons belonging to the category "Promoter and Promoter Group"

| Sr. No. | Name of the shareholder | Shares as a percentage of total number of share(i.e. grand total(A)+(B)+(C)) | |
|--------------|-------------------------|---|--------------|
| 1 | Bijay Poddar | 2850 | 1.20 |
| 2 | Gautam Poddar | 5500 | 2.29 |
| 3 | Omprakash Bhalotia | 50 | 0.00 |
| 4 | Premanand Poddar | 2850 | 1.20 |
| 5 | Shalini Modi | 11760 | 4.90 |
| 6 | Anju Podder | 800 | 0.33 |
| 7 | Shakuntala Devi Modi | 1000 | 0.42 |
| TOTAL | | 24810 | 10.34 |

(I)(c) Statement showing Shareholding of persons belonging to the category "Public" and holding more than 1% of the total number of shares

| Sr. No. | Name of the shareholder | Number of shares | Shares as a percentage of total number of shares {i.e., Grand Total (A)+(B)+(C) indicated in Statement at para (I)(a)} | |
|--------------|-------------------------|------------------------------------|--|--|
| 1 | | | | |
| TOTAL | | AS PER ANNEXURE- A ATTACHED | | |

(I)(d) Statement showing details of locked-in shares

| Sr. No. | Name of the shareholder | Number of locked-in shares | Locked-in shares as a percentage of total number of shares {i.e., Grand Total (A)+(B)+(C) indicated in Statement at para (I)(a) above} | |
|--------------|-------------------------|----------------------------|--|--|
| 1 | | | | |
| TOTAL | | | | |

(II)(a) Statement showing details of Depository Receipts (DRs)

| Sr. No. | Type of outstanding DR (ADRs, GDRs, SDRs, etc.) | Number of outstanding DRs | Number of shares underlying outstanding DRs | Shares underlying outstanding DRs as a percentage of total number of shares {i.e., Grand | |
|--------------|---|------------------------------|---|--|--|
| 1 | | | | | |
| TOTAL | | KAUSAMBI VANIJYA LTD. | | | |

✓
Director / Authorised Signatory

ANNEXURE - A

**(I)(c) Statement showing Shareholding of persons belonging to the category
"Public" and holding more than 1% of the total number of shares**

| Sr. No. | Name of the shareholder | Number of shares | Shares as a percentage of total number of shares {i.e., Grand Total (A)+(B)+(C) indicated in Statement at para (I)(a) above} |
|---------|-------------------------|------------------|--|
| 1 | Abhishek Malpani | 5000 | 2.08 |
| 2 | Amit Kumar Mahato | 40 | 0.02 |
| 3 | Anup kumar Shah | 8000 | 3.33 |
| 4 | Ashish trivedi | 6500 | 2.71 |
| 5 | Binit Ararwal | 5200 | 2.17 |
| 6 | Deepa Choudhary | 8000 | 3.33 |
| 7 | Fazella Hussain | 8000 | 3.33 |
| 8 | Gita Devi Sharma | 8000 | 3.33 |
| 9 | Iqbal Hussian | 8000 | 3.33 |
| 10 | Jiwan Kumar Prajapati | 8000 | 3.33 |
| 11 | Laxman Kumar Mandal | 8000 | 3.33 |
| 12 | Manish Trivedi | 6500 | 2.71 |
| 13 | Manoj Das | 6500 | 2.71 |
| 14 | Manoj Mahipal | 6500 | 2.71 |
| 15 | Mukesh Kumar | 8000 | 3.33 |
| 16 | Om Prakash Yadav | 6500 | 2.71 |
| 17 | Pankaj Sharma | 6500 | 2.71 |
| 18 | Priti Sharma | 6500 | 2.71 |
| 19 | Rahul Sharma | 5200 | 2.17 |
| 20 | Raj kumar Gourisaria | 8000 | 3.33 |
| 21 | Rajesh Sharma | 4000 | 1.67 |
| 22 | Rama Trivedi | 4000 | 1.67 |
| 23 | Ravi Dhanuka | 10000 | 4.17 |
| 24 | Sagarika Kundu | 4000 | 1.67 |
| 25 | Santosh Prajapati | 3000 | 1.25 |
| 26 | Sawan Choudhary | 4000 | 1.67 |
| 27 | Sayeed Ahmad Khan | 3000 | 1.25 |
| 28 | Prem Gourisaria | 250 | 0.10 |
| 29 | Sunil Kumar Shah | 10000 | 4.17 |
| 30 | Vinay Agarwal | 8000 | 3.33 |
| 31 | Zoeb Ali Hussain | 10000 | 4.17 |
| 32 | Ganesh Das | 2500 | 1.04 |
| 33 | Meenakshi Singh | 6500 | 2.71 |
| 34 | Meenakshi Ghosh | 6500 | 2.71 |
| 35 | Amit Chanda | 6500 | 2.71 |


KAUSAMBI VANIJYA LTD.

Director / Authorised Signatory

(I)(d) Statement showing details of locked-in shares

| Sr. No. | Name of the shareholder | Number of locked-in shares | Locked-in shares as a percentage of total number of shares {i.e., Grand Total (A)+(B)+(C) indicated in Statement at para (I)(a) above} |
|--------------|-------------------------|----------------------------|--|
| 1 | | | |
| TOTAL | | | |

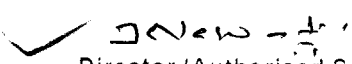
KAUSAMBI VANIJYA LTD.


Director / Authorised Signatory

(II)(b) Statement showing Holding of Depository Receipts (DRs), where underlying shares are in excess of 1% of the total number of shares

| Sr. No. | Name of the DR Holder | Type of outstanding DR (ADRs, GDRs, SDRs, etc.) | Number of shares underlying outstanding DRs | Shares underlying outstanding DRs as a percentage of total number of |
|--------------|-----------------------|---|---|--|
| 1 | | | | |
| TOTAL | | | | |

KAUSAMBI VANIJYA LTD.


Director / Authorised Signatory

(II)(a) Statement showing details of Depository Receipts (DRs)

| Sr. No. | Type of outstanding DR (ADRs, GDRs, SDRs, etc.) | Number of outstanding DRs | Number of shares underlying outstanding DRs | Shares underlying outstanding DRs as a percentage of total number of shares {i.e., Grand Total (A)+(B)+(C) indicated in Statement at para (I)(a) above} |
|--------------|---|---------------------------|---|---|
| 1 | | | | |
| TOTAL | | | | |
| | | | | |

KAUSAMBI VANIJYA LTD.



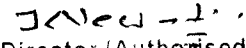
J. Vaniya

Director / Authorised Signatory

(II)(b) Statement showing Holding of Depository Receipts (DRs), where underlying shares are in excess of 1% of the total number of shares

| Sr. No. | Name of the DR Holder | Type of outstanding DR (ADRs, GDRs, SDRs, etc.) | Number of shares underlying outstanding DRs | Shares underlying outstanding DRs as a percentage of total number of shares (i.e., Grand Total (A)+(B)+(C) indicated in Statement at para (I)(a) above) |
|--------------|-----------------------|---|---|---|
| 1 | | | | |
| TOTAL | | | | |

KAUSAMBI VANIJYA LTD.


Director / Authorised Signatory